



Round 3 - Phillip Island GP Circuit - September 3 & 4

BEARS : F1 & F2

Leg 2

Date: 03/09/22
 Event: R13
 Weather: Mostly cloudy - Temp: 12.3C
 Track: Dry - Temp: 17.5C

Started at: 16:53:27
 Laps: 4
 Starters: 25
 Printed at: 17:06

PROVISIONAL CLASSIFICATION

Pos	No	Name	Class	Machine	Laps	Race Time	Behind Leader	Behind Prev	Fastest Lap	On Lap	Top Speed
1	78	Nathan SPITERI / Livson Racing	F1	BMW M RR 1000	4	6:44.597			1:39.019	2	275
2	28	Joshua SODERLAND / Gowanloch Ducati / Soderland Mc Supplies / Dunlop	F1	Ducati V4 1100	4	6:49.407	4.810	4.810	1:40.380	4	286
3	22	Matthew EDWARDS / Finished Floors / Ricondi	F1	BMW S RR 1000	4	6:52.101	7.504	2.694	1:41.055	3	280
4	76	Paul VAN DER HEIDEN / Moto Adelaide	F1	BMW S RR 999	4	6:57.426	12.829	5.325	1:42.100	2	280
5	88	Mark MCGREGOR / Addicted to Track	F1	BMW S RR 1000	4	6:59.394	14.797	1.968	1:41.988	4	264
6	268	John PRICE / BRT / Aunty Mal	F1	Ducati P-gale 1100	4	7:02.235	17.638	2.841	1:43.667	2	258
7	121	Andrew BURLEY / DucPen Specialists	F1	Ducati V4S 1100	4	7:04.457	19.860	2.222	1:43.840	2	276
8	4A	Adrian PIERPOINT / Quadriant Developments	F1	Ducati P-gale 1299	4	7:04.799	20.202	.342	1:43.397	4	262
9	33	Allen MCGUIRE / Amac	F1	BMW S RR 1000	4	7:07.382	22.785	2.583	1:43.439	4	274
10	91	Herbert ZIEGELBOCK	F1	Aprilia RSV4 1109	4	7:08.761	24.164	1.379	1:44.589	4	272
11	4	Stacey VAN WETERING / ABUS / LiquiMoly	F1	Aprilia RSV4 1000	4	7:17.291	32.694	8.530	1:47.365	4	249
12	232	Jason CLIFF / JAC Pump Services	F1	BMW S RR 1000	4	7:17.476	32.879	.185	1:46.990	4	250
13	17A	James BERKLEY / Amazing Grazing Boards	F1	BMW S RR 1000	4	7:17.494	32.897	.018	1:46.111	2	269
14	58	Andrew LEE	F1	Aprilia RSV4 1000	4	7:24.020	39.423	6.526	1:47.998	2	241
15	71	Scott CHAPMAN / Zenith Motorcycle Tours / Zenith Removals	F1	Ducati P-gale 1199	4	7:27.345	42.748	3.325	1:48.836	2	253
16	19	Paul NILSEN / Broken Hill NSW	F2	Triumph Sp. Trip. 1050	4	7:30.490	45.893	3.145	1:49.713	4	231
17	75	Timothy HUNT / Assetnote	F2	Triumph Dayt. 675	4	7:30.568	45.971	.078	1:50.278	4	244
18	98	Marcus BURNS / La Villa Wines	F1	Ducati P-gale 1100	4	7:34.947	50.350	4.379	1:49.284	4	243
19	5	Philip BARTUSH / Kaneg MotoSport	F2	Ducati 916	4	7:38.971	54.374	4.024	1:52.596	4	216
20	48	Robert DAFF / Rotunda Racing	F2	Ducati 998	4	7:42.293	57.696	3.322	1:52.535	2	241
21	66	Ian GODWIN / Eclipse Car Care	F1	Aprilia Tuono 1100	4	7:44.116	59.519	1.823	1:50.783	3	247
22	67	Richard DRAPER / R A Draper Medical Services	F2	Aprilia RSV4 1000	4	7:44.547	59.950	.431	1:53.007	2	224
23	42	Dick LODGE / BLS Racing / The Rock Adventure Centre / Road & River Racing	F2	Buell R 1125	4	8:39.614	1:55.017	55.067	2:03.881	3	216
DNF	40	Rick FITZSIMMONS / RL & MY Fitzsimmons Painters	F1	Ducati P-gale 1199	1	1:56.006	2 Laps		1:56.006	1	217
DNF	955	Tom PALMAI	F2	Triumph Dayt. 765	0		3 Laps				182

Fastest Lap was 1:39.019 by Nathan SPITERI

Current race lap record for BEARS_F12 class - 1:37.422 by John ALLEN (QLD) on a MV Agusta F4 1000 set on 16/11/08

*** RACE REDUCED FROM 5 TO 4 LAPS DUE TO EARLIER TIME DELAYS ***

The results are provisional until the end of the time limit for protests and appeals.


Scott Laing
 Chief Timekeeper - Scott Laing

Tony Bolin
 Clerk of Course - Tony Bolin



COMPUTIME RACE TIMING SYSTEMS PTY LTD
www.computime.com.au

E-mail: scott@computime.com.au / Ph: 0418 17 13 17





Round 3 - Phillip Island GP Circuit - September 3 & 4
BEARS : F1 & F2

Leg 2

Date: 03/09/22
 Event: R13
 Weather: Mostly cloudy - Temp: 12.3C
 Track: Dry - Temp: 17.5C

Started at: 16:53:27
 Laps: 4
 Starters: 25
 Printed at: 17:06

PROVISIONAL LAP TIMES


No	Name	Lap 1	Lap 2	Lap 3	Lap 4
4	Stacey VAN WETERING	1:54.113	1:47.976	1:47.837	1:47.365
4A	Adrian PIERPOINT	1:50.743	1:44.251	1:46.408	1:43.397
5	Philip BARTUSH	2:00.965	1:52.606	1:52.804	1:52.596
17A	James BERKLEY	1:55.461	1:46.111	1:47.551	1:48.371
19	Paul NILSEN	1:58.867	1:51.282	1:50.628	1:49.713
22	Matthew EDWARDS	1:47.461	1:41.214	1:41.055	1:42.371
28	Joshua SODERLAND	1:47.149	1:40.814	1:41.064	1:40.380
33	Allen MCGUIRE	1:54.174	1:45.329	1:44.440	1:43.439
40	Rick FITZSIMMONS	1:56.006			
42	Dick LODGE	2:19.357	2:04.625	2:03.881	2:11.751
48	Robert DAFF	2:02.532	1:52.535	1:53.310	1:53.916
58	Andrew LEE	1:58.555	1:47.998	1:48.957	1:48.510
66	Ian GODWIN	2:01.699	1:57.922	1:50.783	1:53.712
67	Richard DRAPER	2:02.977	1:53.007	1:53.883	1:54.680
71	Scott CHAPMAN	1:58.943	1:48.836	1:49.999	1:49.567
75	Timothy HUNT	1:58.566	1:50.990	1:50.734	1:50.278
76	Paul VAN DER HEIDEN	1:48.694	1:42.100	1:43.204	1:43.428
78	Nathan SPITERI	1:45.502	1:39.019	1:40.030	1:40.046
88	Mark MCGREGOR	1:50.848	1:43.378	1:43.180	1:41.988
91	Herbert ZIEGELBOCK	1:54.097	1:45.080	1:44.995	1:44.589
98	Marcus BURNS	2:06.268	1:49.477	1:49.918	1:49.284
121	Andrew BURLEY	1:51.742	1:43.840	1:44.684	1:44.191
232	Jason CLIFF	1:54.938	1:48.405	1:47.143	1:46.990
268	John PRICE	1:50.585	1:43.667	1:44.260	1:43.723

*** RACE REDUCED FROM 5 TO 4 LAPS DUE TO EARLIER TIME DELAYS ***

The results are provisional until the end of the time limit for protests and appeals.


Scott Laing
 Chief Timekeeper - Scott Laing

Tony Bolin
 Clerk of Course - Tony Bolin



COMPUTIME RACE TIMING SYSTEMS PTY LTD
www.computime.com.au

E-mail: scott@computime.com.au / Ph: 0418 17 13 17





Round 3 - Phillip Island GP Circuit - September 3 & 4
BEARS : F1 & F2

Leg 2

Started at: 16:53:27

Laps: 4

Starters: 25

Printed at: 17:06


Date: 03/09/22
 Event: R13
 Weather: Mostly cloudy - Temp: 12.3C
 Track: Dry - Temp: 17.5C

PROVISIONAL SPLIT TIMES

Lap	Split 1	Split 2	Split 3	Split 4	Lap Time	Spd	Lap	Split 1	Split 2	Split 3	Split 4	Lap Time	Spd
4 Stacey VAN WETERING (11th)							2	24.301	29.277	19.505	27.731	1:40.814	286
1	32.413	31.351	20.817	29.532	1:54.113	207	3	24.329	29.330	19.623	27.782	1:41.064	284
2	25.975	31.157	21.346	29.498	1:47.976	249	4	24.115	29.233	19.414	27.618	1:40.380	286
3	25.886	31.217	21.071	29.663	1:47.837	248	33 Allen MCGUIRE (9th)						
4	25.815	31.203	20.985	29.362	1:47.365	245	1	33.327	30.608	20.808	29.431	1:54.174	194
4A Adrian PIERPOINT (8th)							2	25.380	30.978	20.188	28.783	1:45.329	274
1	31.568	30.529	20.250	28.396	1:50.743	199	3	25.060	30.711	20.159	28.510	1:44.440	258
2	25.256	30.439	19.990	28.566	1:44.251	252	4	24.718	30.197	20.046	28.478	1:43.439	271
3	27.407	30.552	19.940	28.509	1:46.408	256	40 Rick FITZSIMMONS (DNF)						
4	25.008	30.281	19.860	28.248	1:43.397	262	1	34.266	31.403	20.636	29.701	1:56.006	207
5 Philip BARTUSH (19th)							42 Dick LODGE (23th)						
1	35.436	33.369	21.523	30.637	2:00.965	192	1	44.331	36.670	23.898	34.458	2:19.357	
2	27.113	33.359	21.203	30.931	1:52.606	213	2	29.842	36.202	23.846	34.735	2:04.625	216
3	26.629	33.519	21.454	31.202	1:52.804	216	3	30.540	35.740	23.685	33.916	2:03.881	216
4	27.215	33.257	21.174	30.950	1:52.596	213	4	32.675	40.202	23.953	34.921	2:11.751	178
17A James BERKLEY (13th)							48 Robert DAFF (20th)						
1	34.646	31.238	20.347	29.230	1:55.461	209	1	36.057	33.674	21.794	31.007	2:02.532	194
2	25.685	30.745	20.452	29.229	1:46.111	254	2	27.460	32.627	21.419	31.029	1:52.535	234
3	25.488	31.007	20.870	30.186	1:47.551	269	3	27.197	33.004	21.490	31.619	1:53.310	241
4	25.912	31.102	21.299	30.058	1:48.371	259	4	27.351	32.987	21.952	31.626	1:53.916	236
19 Paul NILSEN (16th)							58 Andrew LEE (14th)						
1	34.578	32.607	21.119	30.563	1:58.867	192	1	35.066	32.585	20.949	29.955	1:58.555	177
2	27.300	32.328	21.078	30.576	1:51.282	230	2	26.291	31.621	20.590	29.496	1:47.998	241
3	27.049	31.846	21.027	30.706	1:50.628	231	3	26.545	31.852	20.892	29.668	1:48.957	241
4	26.788	31.750	20.971	30.204	1:49.713	231	4	26.596	31.549	20.754	29.611	1:48.510	217
22 Matthew EDWARDS (3rd)							66 Ian GODWIN (21th)						
1	30.648	29.493	19.298	28.022	1:47.461	208	1	35.710	33.757	21.590	30.642	2:01.699	185
2	24.248	29.533	19.491	27.942	1:41.214	268	2	27.493	37.437	21.710	31.282	1:57.922	221
3	24.076	29.340	19.544	28.095	1:41.055	278	3	26.932	32.530	21.099	30.222	1:50.783	247
4	24.240	29.653	19.981	28.497	1:42.371	280	4	28.004	33.141	21.600	30.967	1:53.712	204
28 Joshua SODERLAND (2nd)							67 Richard DRAPER (22th)						
1	30.127	29.528	19.458	28.036	1:47.149	216							


Scott Laing
 Chief Timekeeper - Scott Laing

Tony Bolin
 Clerk of Course - Tony Bolin



COMPUTIME RACE TIMING SYSTEMS PTY LTD
www.computime.com.au

E-mail: scott@computime.com.au / Ph: 0418 17 13 17





Round 3 - Phillip Island GP Circuit - September 3 & 4
BEARS : F1 & F2

Leg 2

Date: 03/09/22
 Event: R13
 Weather: Mostly cloudy - Temp: 12.3C
 Track: Dry - Temp: 17.5C

Started at: 16:53:27
 Laps: 4
 Starters: 25
 Printed at: 17:06

PROVISIONAL SPLIT TIMES


Lap	Split 1	Split 2	Split 3	Split 4	Lap Time	Spd	Lap	Split 1	Split 2	Split 3	Split 4	Lap Time	Spd
1	36.412	33.754	21.513	31.298	2:02.977	190	4	<u>24.685</u>	<u>29.491</u>	<u>19.587</u>	28.225	<u>1:41.988</u>	263
2	<u>27.446</u>	<u>32.888</u>	<u>21.298</u>	31.375	<u>1:53.007</u>	224							
3	27.626	33.524	21.422	<u>31.311</u>	1:53.883	223	91 Herbert ZIEGELBOCK (10th)						
4	27.924	33.199	21.687	31.870	1:54.680	220	1	33.813	30.885	20.438	28.961	1:54.097	192
							2	25.250	30.926	<u>20.154</u>	<u>28.750</u>	1:45.080	271
71 Scott CHAPMAN (15th)							3	25.079	30.780	20.299	28.837	1:44.995	271
1	35.118	32.775	20.976	30.074	1:58.943	207	4	<u>25.066</u>	<u>30.389</u>	20.207	28.927	<u>1:44.589</u>	272
2	26.650	<u>31.734</u>	<u>20.463</u>	<u>29.989</u>	<u>1:48.836</u>	234							
3	<u>26.463</u>	32.325	21.071	30.140	1:49.999	247	98 Marcus BURNS (18th)						
4	26.694	31.921	20.821	30.131	1:49.567	253	1	42.196	32.161	21.951	29.960	2:06.268	
							2	27.142	31.432	21.208	<u>29.695</u>	1:49.477	237
75 Timothy HUNT (17th)							3	<u>26.615</u>	32.124	<u>21.061</u>	30.118	1:49.918	232
1	34.256	32.290	21.207	30.813	1:58.566	196	4	26.617	<u>31.342</u>	21.256	30.069	<u>1:49.284</u>	243
2	26.796	32.577	21.251	30.366	1:50.990	244							
3	26.869	32.219	<u>21.171</u>	30.475	1:50.734	237	121 Andrew BURLEY (7th)						
4	<u>26.622</u>	<u>31.978</u>	21.323	<u>30.355</u>	<u>1:50.278</u>	232	1	33.004	30.214	20.009	28.515	1:51.742	205
							2	25.112	30.277	<u>20.004</u>	28.447	<u>1:43.840</u>	276
76 Paul VAN DER HEIDEN (4th)							3	25.661	30.476	20.102	<u>28.445</u>	1:44.684	264
1	31.131	29.875	19.701	27.987	1:48.694	202	4	<u>25.102</u>	<u>30.269</u>	20.264	28.556	1:44.191	271
2	<u>24.519</u>	<u>29.870</u>	<u>19.529</u>	<u>28.182</u>	<u>1:42.100</u>	280							
3	24.671	30.071	19.900	28.562	1:43.204	269	232 Jason CLIFF (12th)						
4	25.034	29.940	19.860	28.594	1:43.428	270	1	33.233	31.727	20.717	29.261	1:54.938	190
							2	27.104	<u>31.261</u>	20.675	29.365	1:48.405	197
78 Nathan SPITERI (1st)							3	<u>25.755</u>	31.693	<u>20.565</u>	<u>29.130</u>	1:47.143	250
1	29.909	28.743	19.368	27.482	1:45.502	205	4	25.803	31.287	20.700	29.200	<u>1:46.990</u>	240
2	<u>23.924</u>	<u>28.588</u>	<u>19.182</u>	<u>27.325</u>	<u>1:39.019</u>	275							
3	24.064	28.807	19.562	27.597	1:40.030	274	268 John PRICE (6th)						
4	24.150	28.761	19.349	27.786	1:40.046	271	1	31.429	30.603	19.941	28.612	1:50.585	220
							2	<u>24.947</u>	<u>30.220</u>	<u>19.735</u>	28.765	<u>1:43.667</u>	250
88 Mark MCGREGOR (5th)							3	25.076	30.368	20.188	<u>28.628</u>	1:44.260	253
1	32.579	29.767	20.173	28.329	1:50.848	201	4	24.961	30.256	19.834	28.672	1:43.723	258
2	24.948	30.219	20.025	<u>28.186</u>	1:43.378	260							
3	24.843	29.804	20.121	28.412	1:43.180	264							

*** RACE REDUCED FROM 5 TO 4 LAPS DUE TO EARLIER TIME DELAYS ***

The results are provisional until the end of the time limit for protests and appeals.


Scott Laing
 Chief Timekeeper - Scott Laing

Tony Bolin
 Clerk of Course - Tony Bolin



COMPUTIME RACE TIMING SYSTEMS PTY LTD
www.computime.com.au

E-mail: scott@computime.com.au / Ph: 0418 17 13 17





Round 3 - Phillip Island GP Circuit - September 3 & 4
BEARS : F1 & F2

Leg 2

Started at: 16:53:27
 Laps: 4
 Starters: 25
 Printed at: 17:06

Date: 03/09/22
 Event: R13
 Weather: Mostly cloudy - Temp: 12.3C
 Track: Dry - Temp: 17.5C

PROVISIONAL FASTEST LAPS SEQUENCE


Lap	Race Pos	No	Name	Machine	Fastest Lap	On Lap
1	1	78	Nathan SPITERI	BMW M RR 1000	1:45.502	1
2	1	78	Nathan SPITERI	BMW M RR 1000	1:39.019	2

*** RACE REDUCED FROM 5 TO 4 LAPS DUE TO EARLIER TIME DELAYS ***

The results are provisional until the end of the time limit for protests and appeals.


Scott Laing
 Chief Timekeeper - Scott Laing

Tony Bolin
 Clerk of Course - Tony Bolin



COMPUTIME RACE TIMING SYSTEMS PTY LTD
www.computime.com.au

E-mail: scott@computime.com.au / Ph: 0418 17 13 17





Round 3 - Phillip Island GP Circuit - September 3 & 4
BEARS : F1 & F2

Leg 2

Started at: 16:53:27
 Laps: 4
 Starters: 25
 Printed at: 17:06

Date: 03/09/22
 Event: R13
 Weather: Mostly cloudy - Temp: 12.3C
 Track: Dry - Temp: 17.5C

PROVISIONAL LAP SHEET


No	Lap Time	Gap	No	Lap Time	Gap	No	Lap Time	Gap	No	Lap Time	Gap
Lap 1			76	1:42.100	6.273	91	1:44.995	19.621	19	1:49.713	45.893
78	1:45.502		88	1:43.378	9.705	17A	1:47.551	24.572	75	1:50.278	45.971
28	1:47.149	1.647	268	1:43.667	9.731	4	1:47.837	25.375	98	1:49.284	50.350
22	1:47.461	1.959	4A	1:44.251	10.473	232	1:47.143	25.935	5	1:52.596	54.374
76	1:48.694	3.192	121	1:43.840	11.061	58	1:48.957	30.959	48	1:53.916	57.696
268	1:50.585	5.083	91	1:45.080	14.656	71	1:49.999	33.227	66	1:53.712	59.519
4A	1:50.743	5.241	33	1:45.329	14.982	75	1:50.734	35.739	67	1:54.680	59.950
88	1:50.848	5.346	17A	1:46.111	17.051	19	1:50.628	36.226	42	2:11.751	1:55.01
121	1:51.742	6.240	4	1:47.976	17.568	98	1:49.918	41.112			
91	1:54.097	8.595	232	1:48.405	18.822	5	1:52.804	41.824			
4	1:54.113	8.611	58	1:47.998	22.032	48	1:53.310	43.826			
33	1:54.174	8.672	71	1:48.836	23.258	67	1:53.883	45.316			
232	1:54.938	9.436	75	1:50.990	25.035	66	1:50.783	45.853			
17A	1:55.461	9.959	19	1:51.282	25.628	42	2:03.881	1:23.31			
40	1:56.006	10.504	5	1:52.606	29.050	Lap 4					
58	1:58.555	13.053	48	1:52.535	30.546	78	1:40.046				
75	1:58.566	13.064	98	1:49.477	31.224	28	1:40.380	4.810			
19	1:58.867	13.365	67	1:53.007	31.463	22	1:42.371	7.504			
71	1:58.943	13.441	66	1:57.922	35.100	76	1:43.428	12.829			
5	2:00.965	15.463	42	2:04.625	59.461	88	1:41.988	14.797			
66	2:01.699	16.197	Lap 3			268	1:43.723	17.638			
48	2:02.532	17.030	78	1:40.030		121	1:44.191	19.860			
67	2:02.977	17.475	28	1:41.064	4.476	4A	1:43.397	20.202			
98	2:06.268	20.766	22	1:41.055	5.179	33	1:43.439	22.785			
42	2:19.357	33.855	76	1:43.204	9.447	91	1:44.589	24.164			
Lap 2			88	1:43.180	12.855	4	1:47.365	32.694			
78	1:39.019		268	1:44.260	13.961	232	1:46.990	32.879			
28	1:40.814	3.442	121	1:44.684	15.715	17A	1:48.371	32.897			
22	1:41.214	4.154	4A	1:46.408	16.851	58	1:48.510	39.423			
			33	1:44.440	19.392	71	1:49.567	42.748			

*** RACE REDUCED FROM 5 TO 4 LAPS DUE TO EARLIER TIME DELAYS ***

The results are provisional until the end of the time limit for protests and appeals.


Scott Laing
 Chief Timekeeper - Scott Laing

Tony Bolin
 Clerk of Course - Tony Bolin



COMPUTIME RACE TIMING SYSTEMS PTY LTD
www.computime.com.au

E-mail: scott@computime.com.au / Ph: 0418 17 13 17





Round 3 - Phillip Island GP Circuit - September 3 & 4
BEARS : F1 & F2

Leg 2

Date: 03/09/22
 Event: R13
 Weather: Mostly cloudy - Temp: 12.3C
 Track: Dry - Temp: 17.5C

Started at: 16:53:27
 Laps: 4
 Starters: 25
 Printed at: 17:06

PROVISIONAL LAP CHART


Name	Grid	1	2	3	4	Name
J. SODERLAND	20	70	70	70	73	N. SPITERI
N. SPITERI	78	28	28	28	28	J. SODERLAND
M. EDWARDS	22	22	22	22	22	M. EDWARDS
P. VAN DER HEIDEN	76	76	76	76	76	P. VAN DER HEIDEN
M. MCGREGOR	88	268	88	88	88	M. MCGREGOR
A. PIERPOINT	4A	4A	268	268	268	J. PRICE
J. PRICE	268	88	4A	121	121	A. BURLEY
A. BURLEY	121	121	121	4A	4A	A. PIERPOINT
J. CLIFF	232	91	91	33	33	A. MCGUIRE
J. WILLIAMS	45	4	33	91	91	H. ZIEGELBOCK
H. ZIEGELBOCK	91	33	17A	17A	4	S. VAN WETERING
A. MCGUIRE	33	232	4	4	232	J. CLIFF
T. HUNT	75	17A	232	232	17A	J. BERKLEY
R. FITZSIMMONS	40	40	58	58	58	A. LEE
P. NILSEN	19	58	71	71	71	S. CHAPMAN
S. VAN WETERING	4	75	75	75	19	P. NILSEN
S. CHAPMAN	71	19	19	19	75	T. HUNT
J. BERKLEY	17A	71	5	98	98	M. BURNS
A. LEE	58	5	48	5	5	P. BARTUSH
P. BARTUSH	5	66	98	48	48	R. DAFF
R. DAFF	48	48	67	67	66	I. GODWIN
I. GODWIN	66	67	66	66	67	R. DRAPER
R. DRAPER	67	98	42	42	42	D. LODGE
T. PALMAI	955	42				
D. YAGAN	39					D. YAGAN
D. LODGE	42					

*** RACE REDUCED FROM 5 TO 4 LAPS DUE TO EARLIER TIME DELAYS ***

The results are provisional until the end of the time limit for protests and appeals.


Scott Laing
 Chief Timekeeper - Scott Laing

Tony Bolin
 Clerk of Course - Tony Bolin



COMPUTIME RACE TIMING SYSTEMS PTY LTD
www.computime.com.au

E-mail: scott@computime.com.au / Ph: 0418 17 13 17





Round 3 - Phillip Island GP Circuit - September 3 & 4
BEARS : F1 & F2

Leg 2

Date: 03/09/22
 Event: R13
 Weather: Mostly cloudy - Temp: 12.3C
 Track: Dry - Temp: 17.5C

Started at: 16:53:27
 Laps: 4
 Starters: 25
 Printed at: 17:06

PROVISIONAL BEST PARTIAL TIMES

Pos	Split 1		Split 2		Split 3		Split 4		LAP		Ideal	Fastest
	Name	Time	Name	Time	Name	Time	Name	Time	Name	Time		
1	N. SPITERI	23.924	N. SPITERI	28.588	N. SPITERI	19.182	N. SPITERI	27.325	N. SPITERI	1:39.019	1:39.019	
2	M. EDWARDS	24.076	J. SODERLAN	29.233	M. EDWARDS	19.298	J. SODERLAN	27.618	J. SODERLAN	1:40.380	1:40.380	
3	J. SODERLAN	24.115	M. EDWARDS	29.340	J. SODERLAN	19.414	M. EDWARDS	27.942	M. EDWARDS	1:40.656	1:41.055	
4	P. VAN DER H	24.519	M. MCGREGO	29.491	P. VAN DER H	19.529	P. VAN DER H	27.987	P. VAN DER H	1:41.905	1:42.100	
5	M. MCGREGO	24.685	P. VAN DER H	29.870	M. MCGREGO	19.587	M. MCGREGO	28.186	M. MCGREGO	1:41.949	1:41.988	
6	A. MCGUIRE	24.718	A. MCGUIRE	30.197	J. PRICE	19.735	A. PIERPOINT	28.248	A. PIERPOINT	1:43.397	1:43.397	
7	J. PRICE	24.947	A. BURLEY	30.214	A. PIERPOINT	19.860	A. BURLEY	28.445	A. MCGUIRE	1:43.439	1:43.439	
8	A. PIERPOINT	25.008	J. PRICE	30.220	A. BURLEY	20.004	A. MCGUIRE	28.478	J. PRICE	1:43.514	1:43.667	
9	H. ZIEGELBO	25.066	A. PIERPOINT	30.281	A. MCGUIRE	20.046	J. PRICE	28.612	A. BURLEY	1:43.765	1:43.840	
10	A. BURLEY	25.102	H. ZIEGELBO	30.389	H. ZIEGELBO	20.154	H. ZIEGELBO	28.750	H. ZIEGELBO	1:44.359	1:44.589	
11	J. BERKLEY	25.488	J. BERKLEY	30.745	J. BERKLEY	20.347	J. CLIFF	29.130	J. BERKLEY	1:45.809	1:46.111	
12	J. CLIFF	25.755	S. VAN WETE	31.157	S. CHAPMAN	20.463	J. BERKLEY	29.229	J. CLIFF	1:46.711	1:46.990	
13	S. VAN WETE	25.815	J. CLIFF	31.261	J. CLIFF	20.565	S. VAN WETE	29.362	S. VAN WETE	1:47.151	1:47.365	
14	A. LEE	26.291	M. BURNS	31.342	A. LEE	20.590	A. LEE	29.496	A. LEE	1:47.926	1:47.998	
15	S. CHAPMAN	26.463	R. FITZSIMMO	31.403	R. FITZSIMMO	20.636	M. BURNS	29.695	S. CHAPMAN	1:48.649	1:48.836	
16	M. BURNS	26.615	A. LEE	31.549	S. VAN WETE	20.817	R. FITZSIMMO	29.701	M. BURNS	1:48.713	1:49.284	
17	T. HUNT	26.622	S. CHAPMAN	31.734	P. NILSEN	20.971	S. CHAPMAN	29.989	P. NILSEN	1:49.713	1:49.713	
18	P. BARTUSH	26.629	P. NILSEN	31.750	M. BURNS	21.061	P. NILSEN	30.204	T. HUNT	1:50.126	1:50.278	
19	P. NILSEN	26.788	T. HUNT	31.978	I. GODWIN	21.099	I. GODWIN	30.222	R. FITZSIMMO	1:50.167	1:56.006	
20	I. GODWIN	26.932	I. GODWIN	32.530	T. HUNT	21.171	T. HUNT	30.355	I. GODWIN	1:50.783	1:50.783	
21	R. DAFF	27.197	R. DAFF	32.627	P. BARTUSH	21.174	P. BARTUSH	30.637	P. BARTUSH	1:51.697	1:52.596	
22	R. DRAPER	27.446	R. DRAPER	32.888	R. DRAPER	21.298	R. DAFF	31.007	R. DAFF	1:52.250	1:52.535	
23	R. FITZSIMMO	28.427	P. BARTUSH	33.257	R. DAFF	21.419	R. DRAPER	31.298	R. DRAPER	1:52.930	1:53.007	
24	D. LODGE	29.842	D. LODGE	35.740	D. LODGE	23.685	D. LODGE	33.916	D. LODGE	2:03.183	2:03.881	

*** RACE REDUCED FROM 5 TO 4 LAPS DUE TO EARLIER TIME DELAYS ***

The results are provisional until the end of the time limit for protests and appeals.


Scott Laing
 Chief Timekeeper - Scott Laing

Tony Bolin
 Clerk of Course - Tony Bolin



COMPUTIME RACE TIMING SYSTEMS PTY LTD
www.computime.com.au

E-mail: scott@computime.com.au / Ph: 0418 17 13 17





Round 3 - Phillip Island GP Circuit - September 3 & 4

BEARS : F1 & F2

LEG 3 (Event 22)

Date: 03/09/22
Event: R13
Weather: Mostly cloudy - Temp: 12.3C
Track: Dry - Temp: 17.5C

Started at: 16:53:27
Laps: 4
Starters: 25
Printed at: 17:06


PROVISIONAL GRID SHEET



1	78 N. SPITERI 6:44.597	2	28 J. SODERLAND 6:49.407	3	22 M. EDWARDS 6:52.101		
2		4	76 P. VAN DER HEI 6:57.426	5	88 M. MCGREGOR 6:59.394	6	268 J. PRICE 7:02.235
3	121 A. BURLEY 7:04.457	8	4A A. PIERPOINT 7:04.799	9	33 A. MCGUIRE 7:07.382		
4		10	91 H. ZIEGELBOCK 7:08.761	11	4 S. VAN WETERIN 7:17.291	12	232 J. CLIFF 7:17.476
5	17A J. BERKLEY 7:17.494	14	58 A. LEE 7:24.020	15	71 S. CHAPMAN 7:27.345		
6		16	19 P. NILSEN 7:30.490	17	75 T. HUNT 7:30.568	18	98 M. BURNS 7:34.947
7	5 P. BARTUSH 7:38.971	20	48 R. DAFF 7:42.293	21	66 I. GODWIN 7:44.116		
8		22	67 R. DRAPER 7:44.547	23	42 D. LODGE 8:39.614	24	40 R. FITZSIMMON 1:56.006
9	955 T. PALMAI .020	25					


Scott Laing
Chief Timekeeper - Scott Laing

Tony Bolin
Clerk of Course - Tony Bolin



COMPUTIME RACE TIMING SYSTEMS PTY LTD
www.computime.com.au

E-mail: scott@computime.com.au / Ph: 0418 17 13 17





Round 3 - Phillip Island GP Circuit - September 3 & 4

BEARS : F1 & F2

LEG 3 (Event 22)

Date: 03/09/22
Event: R13
Weather: Mostly cloudy - Temp: 12.3C
Track: Dry - Temp: 17.5C

Started at: 16:53:27
Laps: 4
Starters: 25
Printed at: 17:06


PROVISIONAL GRID SHEET

Table with 4 columns: Rider Number, Rider Name, Time, and Position. Rows include: 955 T. PALMAI .020 (9), 40 R. FITZSIMMON 1:56.006 (8), 42 D. LODGE 8:39.614 (8), 67 R. DRAPER 7:44.547 (8), 24 (24), 23 (23), 22 (22), 21 (21), 20 (20), 19 (19), 66 I. GODWIN 7:44.116 (7), 48 R. DAFF 7:42.293 (7), 5 P. BARTUSH 7:38.971 (7), 18 (18), 17 (17), 16 (16), 98 M. BURNS 7:34.947 (6), 75 T. HUNT 7:30.568 (6), 19 P. NILSEN 7:30.490 (6), 15 (15), 14 (14), 13 (13), 71 S. CHAPMAN 7:27.345 (5), 58 A. LEE 7:24.020 (5), 17A J. BERKLEY 7:17.494 (5), 12 (12), 11 (11), 10 (10), 232 J. CLIFF 7:17.476 (4), 4 S. VAN WETERIN 7:17.291 (4), 91 H. ZIEGELBOCK 7:08.761 (4), 9 (9), 8 (8), 7 (7), 33 A. MCGUIRE 7:07.382 (3), 4A A. PIERPOINT 7:04.799 (3), 121 A. BURLEY 7:04.457 (3), 6 (6), 5 (5), 4 (4), 268 J. PRICE 7:02.235 (2), 88 M. MCGREGOR 6:59.394 (2), 76 P. VAN DER HEI 6:57.426 (2), 3 (3), 2 (2), 1 (1), 22 M. EDWARDS 6:52.101 (1), 28 J. SODERLAND 6:49.407 (1), 78 N. SPITERI 6:44.597 (1)




Signature of Scott Laing
Chief Timekeeper - Scott Laing

Signature of Tony Bolin
Clerk of Course - Tony Bolin



COMPUTIME RACE TIMING SYSTEMS PTY LTD
www.computime.com.au

E-mail: scott@computime.com.au / Ph: 0418 17 13 17





Round 3 - Phillip Island GP Circuit - September 3 & 4
BEARS F1 & F2

PROVISIONAL PROGRESSIVE ROUND POINTS

BEARS - FORMULA 1


Pos	No	Name	Rnd 3 Race 1	Rnd 3 Race 2	Total
1	78	Nathan SPITERI	20	25	45
2	28	Joshua SODERLAND	25	20	45
3	22	Matthew EDWARDS	18	18	36
4	76	Paul VAN DER HEIDEN	17	17	34
5	88	Mark MCGREGOR	16	16	32
6	268	John PRICE	14	15	29
7	4A	Adrian PIERPOINT	15	13	28
8	121	Andrew BURLEY	13	14	27
9	33	Allen MCGUIRE	9	12	21
10	91	Herbert ZIEGELBOCK	10	11	21
11	232	Jason CLIFF	12	9	21
12	4	Stacey VAN WETERING	7	10	17
13	17A	James BERKLEY	5	8	13
14	71	Scott CHAPMAN	6	6	12
15	58	Andrew LEE	4	7	11
16	45	John WILLIAMS	11		11
17	40	Rick FITZSIMMONS	8		8
18	66	Ian GODWIN	3	4	7
19	98	Marcus BURNS		5	5

BEARS - FORMULA 2

Pos	No	Name	Rnd 3 Race 1	Rnd 3 Race 2	Total
1	19	Paul NILSEN	20	25	45
2	75	Timothy HUNT	25	20	45
3	5	Philip BARTUSH	18	18	36
4	48	Robert DAFF	17	17	34
5	67	Richard DRAPER	16	16	32
6	42	Dick LODGE	13	15	28
7	955	Tom PALMAI	15		15
8	39	Dean YAGAN	14		14


Scott Laing
 Chief Timekeeper - Scott Laing

Tony Bolin
 Clerk of Course - Tony Bolin



COMPUTIME RACE TIMING SYSTEMS PTY LTD
www.computime.com.au

E-mail: scott@computime.com.au / Ph: 0418 17 13 17





Round 3 - Phillip Island GP Circuit - September 3 & 4
BEARS F1 & F2

PROVISIONAL PROGRESSIVE SERIES POINTS

BEARS - FORMULA 1

Pos	No	Name	Rnd 1 B/ford	Rnd 2 Wint	Rnd 3 Race 1	Rnd 3 Race 2	Total
1		Allen McGUIRE	95	83			178
2		Douglas HALL	68	93			161
3		Robert DAFF		76			76
4		Scott TUDDENHAM	76				76
5	40	Rick FITZSIMMONS	63		8		71
6	78	Nathan SPITERI			20	25	45
7	28	Joshua SODERLAND			25	20	45
8	22	Matthew EDWARDS			18	18	36
9	76	Paul VAN DER HEIDEN			17	17	34
10		Richard MARROCCINI	34				34
11	88	Mark MCGREGOR			16	16	32
12	268	John PRICE			14	15	29
13	4A	Adrian PIERPOINT			15	13	28
14	121	Andrew BURLEY			13	14	27
15	33	Allen MCGUIRE			9	12	21
16	91	Herbert ZIEGELBOCK			10	11	21
17	232	Jason CLIFF			12	9	21
18	4	Stacey VAN WETERING			7	10	17
19	17A	James BERKLEY			5	8	13
20	71	Scott CHAPMAN			6	6	12
21	58	Andrew LEE			4	7	11
22	45	John WILLIAMS			11		11
23	66	Ian GODWIN			3	4	7
24	98	Marcus BURNS				5	5

BEARS - FORMULA 2

Pos	No	Name	Rnd 1 B/ford	Rnd 2 Wint	Rnd 3 Race 1	Rnd 3 Race 2	Total
1	19	Paul NILSEN	100	50	20	25	195
2	5	Philip BARTUSH	58	88	18	18	182
3	42	Dick LODGE	74	74	13	15	176
4	39	Dean YAGAN	34	40	14		88
5	48	Robert DAFF	20		17	17	54
6	75	Timothy HUNT			25	20	45
7	67	Richard DRAPER			16	16	32
8	955	Tom PALMAI			15		15

Scott Laing
Chief Timekeeper - Scott Laing

Tony Bolin
Clerk of Course - Tony Bolin



COMPUTIME RACE TIMING SYSTEMS PTY LTD
www.computime.com.au

E-mail: scott@computime.com.au / Ph: 0418 17 13 17

